



DISCONTINUED MODEL	NEW SAMLEX MODEL	NOTES
 <p>SOLSUM 10.10F</p>	 <p>SMC-10</p>	<p>Solar Charge Controller, 12V/24V, 10 Amps. For use with Sealed GEL batteries. Now Samlex Solar Brand.</p> <p>Available January 1st, 2014.</p>
 <p>PRS-2020</p>	 <p>SMC-20</p>	<p>Solar Charge Controller, 12/24V, 20 Amps. For use with Flooded AGL batteries. Now Samlex Solar Brand.</p> <p>Available January 1st, 2014.</p>
 <p>PST-12S-12A</p>	 <p>PST-120-12</p>	<p>Pure Sine Inverter, Input: 13 VDC, Output: 120 VAC, USB 500 mA. Now Safety Listed to UL60601-1. Approved for use in hospitals.</p> <p>Currently Available.</p>
 <p>RPS-1203L</p>	<p>n/a</p>	<p>No replacement part.</p>
 <p>SEC-1223-R1</p>	 <p>SEC-R1</p>	<p>19" 2U Rackplate for use with all Samlex SEC Desktop Switching Power Supplies, 1 tray (power supplies sold separate).</p> <p>Currently Available.</p>
 <p>SEC-1223-R2</p>	 <p>SEC-R2</p>	<p>19" 2U Rackplate for use with all Samlex SEC Desktop Switching Power Supplies, 2 trays (power supplies sold separate).</p> <p>Currently Available.</p>



DISCONTINUED MODEL	NEW SAMLEX MODEL	NOTES
n/a	 <p>SEC-1223BBM</p>	<p>Desktop Switching Power Supply with Built In Battery Back-Up Circuit Input: 120 VAC, Output: 13.8 VDC, 23 Amps.</p> <p>Currently Available.</p>
n/a	 <p>SEC-1223BBM-230</p>	<p>Desktop Switching Power Supply with Built In Battery Back-Up Circuit Input: 230 VAC, Output: 13.8 VDC, 23 Amps.</p> <p>Currently Available.</p>
n/a	 <p>PSE-24125A</p>	<p>Modified Sine Wave Inverter Input: 24 VDC, Output: 120 VAC, 1250 Watts.</p> <p>Currently Available.</p>
n/a	 <p>MSK-90</p>	<p>Portable Solar Charging Kit: 90 Watts Contains:</p> <ul style="list-style-type: none"> - 2 x 45W Solar Modules - 10A Solar Charge Controller - Anderson Cables and Battery Clamps, 32' cable. - Canvas Carry Bag <p>Available January 1st, 2014.</p>
n/a	 <p>MSK-135</p>	<p>Portable Solar Charging Kit: 135 Watts Contains:</p> <ul style="list-style-type: none"> - 3 x 45W Solar Modules - 10A Solar Charge Controller - Anderson Cables and Battery Clamps, 32' cable. - Canvas Carry Bag <p>Available January 1st, 2014.</p>
n/a	 <p>SAM-1500C-12</p>	<p>Modified Sine Wave Inverter/Charger Input: 12 VDC, Output: 120 VAC 15A Battery Charger, 30A Transfer Switch.</p> <p>Available January 1st, 2014.</p>



DISCONTINUED MODEL	NEW SAMLEX MODEL	NOTES
n/a	 <p>ST1000-24</p>	<p>Pure Sine Wave Inverter with Transfer Switch Input: 24 VDC, Output: 120 VAC, 1000 Watts. 30 Amp transfer switch and 30 Amp circuit breaker.</p> <p>Currently Available.</p>
n/a	 <p>SEC-4825BRM</p>	<p>N+1 DC Switching Power Supply Input: 120 VAC, Output: 48 VDC, 25 Amps.</p> <p>Available January 1st, 2014.</p>
n/a	 <p>SEC-0548MPSB</p>	<p>N+1 Switching Power Supply Module Input: 120 VAC, Output: 48 VDC. 25 Amps.</p> <p>Available January 1st, 2014.</p>
n/a	 <p>PST-60S-24E</p>	<p>Pure Sine Wave Inverter Input: 24 VDC, Output: 230 VAC, 600 Watts.</p> <p>Currently Available.</p>
n/a	 <p>PST-100S-24E</p>	<p>Pure Sine Wave Inverter Input: 24 VDC, Output: 230 VAC, 1000 Watts.</p> <p>Currently Available.</p>
n/a	 <p>BW-03</p>	<p>Battery Monitor 12 or 24 VDC Programmable, Dual Batteries.</p> <p>Available January 1st, 2014.</p>



DISCONTINUED MODEL	NEW SAMLEX MODEL	NOTES
n/a	 <p>STEP 20</p>	<p>Step Up DC-DC Converter Input: 9-18 VDC, Output: 24 VDC, 20 Amps.</p> <p>Available February 15, 2014.</p>
 <p>SRV-50-KITUS SRV-50-KIT</p>	n/a	No replacement part.
 <p>SRV-90-KITUS SRV-85-KIT</p>	 <p>SRV-100-30A</p>	<p>Solar Charging Kit. New model comes with 100W panel.</p> <p>Available January 1st, 2014.</p>
 <p>SRV-135-KITUS SRV-130-KIT</p>	 <p>SRV-150-30A</p>	<p>Solar Charging Kit. New Model comes with 150W panel.</p> <p>Available January 1st, 2014.</p>
 <p>SRV-EXP-50-KITUS SRV-EXP-50-KIT</p>	n/a	No replacement part.






DISCONTINUED MODEL	NEW SAMLEX MODEL	NOTES
 <p>SRV-EXP-90-KITUS SRV-EXP-85-KIT</p>	 <p>SSP-100-KIT</p>	<p>Expansion Kit is now SOLAR PANEL KIT. Comes with 100W panel. Branch Connectors now sold separately.</p> <p>Available January 1st, 2014.</p>
 <p>SRV-EXP-135-KITUS SRV-EXP-130-KIT</p>	 <p>SSP-150-KIT</p>	<p>Expansion Kit is now SOLAR PANEL KIT. Comes with 150W panel. Branch Connectors now sold separately.</p> <p>Available January 1st, 2014.</p>
<p>n/a</p>	 <p>RCP-1000-24C</p>	<p>Rackmount Power Supply, 24 VDC.</p> <p>Currently Available.</p>
<p>n/a</p>	 <p>RCP-1000-48C</p>	<p>Rackmount Power Supply, 48 VDC.</p> <p>Currently Available.</p>
<p>n/a</p>	 <p>RCP-1UI</p>	<p>RCP-1UI 19" 1U Rack for RCP-1000 Series, with AC inlet.</p> <p>Currently Available.</p>



DISCONTINUED MODEL	NEW SAMLEX MODEL	NOTES
n/a	 RCP-1UT	RCP-1UT 19" 1U Rack for RCP-1000 Series, with Terminal Strip. Currently Available.
 S-25-12	 RS-25-12	NEW MODEL Switching Power Supply, 25 Watts Input: 88-264 VAC, Output: 12 VDC, 2.1 Amps. Currently Available.
 S-60-12	 RS-50-12	NEW MODEL Switching Power Supply, 50 Watts Input: 88-264 VAC, Output: 12 VDC, 4.2 Amps. Currently Available.
 S100F-12	 RS-100-12	NEW MODEL Switching Power Supply, 100 Watts Input: 88-264 VAC, Output: 12 VDC, 8.5 Amps Currently Available.
 S-150-12	 RS-150-12	NEW MODEL Switching Power Supply, 150 Watts Input: 88-132 VAC (Switch Selectable) Output: 12 VDC, 12.5 Amps. Currently Available.
 S-320-12	 SE-350-12	NEW MODEL Switching Power Supply, 350 Watts Input: 90-132 VAC (Switch Selectable) Output: 12 VDC, 29 Amps. Currently Available.



DISCONTINUED MODEL	NEW SAMLEX MODEL	NOTES
 <p>S-25-24</p>	 <p>RS-25-24</p>	<p>NEW MODEL Switching Power Supply, 25 Watts Input: 88-264 VAC, Output: 24 VDC, 1.1 Amps.</p> <p>Currently Available.</p>
 <p>S-60-24</p>	 <p>RS-50-24</p>	<p>NEW MODEL Switching Power Supply, 50 Watts Input: 88-264 VAC, Output: 24 VDC, 2.2 Amps.</p> <p>Currently Available.</p>
<p>n/a</p>	 <p>RS-100-24</p>	<p>NEW MODEL Switching Power Supply, 100 Watts Input: 88-264 VAC, Output: 24 VDC, 4.5 Amps.</p> <p>Currently Available.</p>
 <p>S-150-24</p>	 <p>RS-150-24</p>	<p>NEW MODEL Switching Power Supply, 150 Watts Input: 88-132 or 176-264 VAC (Switch Selectable) Output: 24 VDC, 6.5 Amps.</p> <p>Currently Available.</p>
 <p>S-320-24</p>	 <p>SE-350-24</p>	<p>NEW MODEL Switching Power Supply, 350 Watts Input: 90-132 VAC (Switch Selectable) Output: 24 VDC, 14.6 Amps.</p> <p>Currently Available.</p>

FOR MORE INFORMATION:

Call 1 800 561 5885 or email marketing@samlexamerica.com

Product images, specifications sheets and shipping weights/dimensions are available on request.